



Atlas 1.8 SP5D 3U  
1PIC  
Compatibility list

Document Version: V1.1  
Release Date: December 2025

## Applicable Model

Model	Cooling
BRB-A21-308-SP5D-U1102	1 phase Immersion
BRB-A21-308-SP5D-U1107	1 phase Immersion
BRB-A21-308-SP5D-U1166	1 phase Immersion

Copyright © 2025 2CRSi. All rights reserved.

No part of this document may be reproduced or transmitted in any form or by any means without the prior written consent of 2CRSi.

## Environmental Protection

Please dispose of product packaging by recycling at a local recycling center for a greener planet.

## Trademarks

2CRSi and the 2CRSi logo are registered trademarks of 2CRSi.

All other trademarks or registered trademarks mentioned herein may be the property of their respective holders. This document does not mark any product or brand with symbol (® or ™).

## Security Statement

2CRSi is intensely focused on server product safety and has placed a high priority on this. For a better understanding of our server products, carefully read through the following security risk statements.

- When servers are to be repurposed or retired, it is recommended to restore their firmware factory settings, delete information, and clear logs from BIOS and BMC to protect data privacy. Meanwhile, we recommend you wipe the drive data thoroughly and securely with trusted erasing tools.
- For server open-source software statements, please contact 2CRSi Customer Service.
- Some interfaces and commands for production, assembly and return-to-depot, and advanced commands for locating faults, if used improperly, may cause equipment abnormality or business interruption. This is not described herein. Please contact 2CRSi for such information.
- External ports of 2CRSi servers do not use private protocols for communication.
- Our products will not initiatively obtain or use your personal data. Only when you consent to use certain functions or services, some personal data such as IP address and email address for alerts may be obtained or used during business operation or fault location. 2CRSi has implemented necessary measures on product functions to ensure personal data security throughout the data lifecycle, including but not limited to data collection, storage, use, transmission, and

destruction. Meanwhile, you are obligated to establish necessary user privacy policies in accordance with applicable national/regional laws and regulations to fully protect user personal data.

- Committed to product data security, 2CRSi has implemented necessary measures on product functions to protect system operation and security data throughout its lifecycle in strict accordance with relevant laws, regulations and supervision requirements. As the owner of system operation and security data, you are obligated to establish necessary data security policies and take adequate measures in accordance with applicable national/regional laws and regulations to fully protect system operation and security data.
- 2CRSi will remain committed to the safety of our products and solutions to achieve better customer satisfaction. 2CRSi has established emergency response procedures and action plans for security vulnerabilities, so that product safety issues can be dealt with in a timely manner. Please contact 2CRSi Customer Service for any safety problems found or necessary support on security vulnerabilities when using our products.

## Disclaimer

The purchased products, services and features shall be bound by the contract made between 2CRSi and the customer. All or part of the products, services and features described herein may not be within your purchase or usage scope. Unless otherwise agreed in the contract, 2CRSi makes no express or implied statement or warranty on the contents herein. Images provided herein are for reference only and may contain information or features that do not apply to your purchased model. This manual is only used as a guide. 2CRSi shall not be liable for any damage, including but not limited to loss of profits, loss of information, interruption of business, personal injury, or any consequential damage incurred before, during, or after the use of our products. 2CRSi assumes you have sufficient knowledge of servers and are well trained in protecting yourself from personal injury or preventing product damages during operation and maintenance. The information in this manual is subject to change without notice. 2CRSi shall not be liable for technical or editorial errors or omissions contained in this manual.

## Technical Support






Global Service Hotline:	+33 (0) 3 68 41 10 60
Address:	32 Rue Jacobi-Netter, 67200 Strasbourg, France
Email:	support@2crsi.com

# Preface

---

## Symbol Conventions

The symbols that may be found in this document are defined as follows.

Symbol	Description
 DANGER	A potential for serious injury, or even death if not properly handled
 WARNING	A potential for minor or moderate injury if not properly handled
 CAUTION	A potential loss of data or damage to equipment if not properly handled
 IMPORTANT	Operations or information that requires special attention to ensure successful installation or configuration
 NOTE	Supplementary description of document information

## Revision History

Version	Date	Description of Changes
V1	2025/11/30	Initial release
V1.1	2025/11/31	Technical Validation

# Table of Contents

- 1. Operating System and Hardware Compatibility ..... 6**
- 2. Operating System and Hardware Compatibility ..... 6**
  - 2.1. Supported Operating Systems..... 6**
  - 2.2. Hardware Compatibility..... 7**
    - 2.2.1 GPU Specifications.....7
    - 2.2.2 CPU Specifications .....7
    - 2.2.3 DIMM Specifications .....8
    - 2.2.4 NIC Specifications .....9
    - 2.2.5 TPM .....11

# 1. Operating System and Hardware Compatibility

This section describes the OS and hardware compatibility of the server. For the latest compatibility configuration and the component models not listed in this document, contact your local 2CRSi sales representative.

---

## IMPORTANT

- Using incompatible components may cause the server to work abnormally, and such failures are not covered by technical support or warranty.
  - The server performance is strongly influenced by application software, middleware and hardware. The subtle differences in them may lead to performance variation in the application and test software.
    - For requirements on the performance of specific application software, contact 2CRSi sales representatives to request proof of concept (POC) and confirm the detailed hardware and software configurations during the pre-sales phase.
    - For requirements on hardware performance consistency, define specific configuration requirements (for example, specific drive models, RAID controller cards, or firmware versions) during the pre-sales phase.
- 

# 2. Operating System and Hardware Compatibility

## 2.1. Supported Operating Systems

OS	OS Version
Windows for Epyc 9004	Windows Server 2019/2022/2025 64 bit
Windows for Epyc 9005	Windows Server 2019/2022 64 bit
Linux for Epyc 9004	RedHat Enterprise Linux Server 8.6 (64bit) / Server 8.7 (64 bit) / Server 9.0 (64 bit) / Server 9.1 (64 bit)
	SUSE SLES 15.4 (64 bit)
	UBuntu 20.04.5 (64 bit) / 22.04 (64 bit) / 22.10 (64 bit)
Linux for Epyc 9005	RedHat Enterprise Linux Server 8.10 (64bit) / Server 9.4 (64 bit)
	SUSE SLES 15.6 (64 bit)
	UBuntu 22.04.5 (64 bit) / 24.04.2 (64 bit)
VMware for Epyc 9004	VMware ESXi 8.0
VMware for Epyc 9005	VMware ESXi 9.0

## 2.2. Hardware Compatibility

### 2.2.1 GPU Specifications

Vendor	Part number	Name
NVIDIA	900-21010-0040-000	NVIDIA H200 NVL
NVIDIA	VCNRTXPRO6000-PB	RTX 6000 Pro Blackwell
NVIDIA	VCNRTXPRO5000-PB	RTX 5000 Pro Blackwell
NVIDIA	VCNRTXPRO4500-PB	RTX 4500 Pro Blackwell
NVIDIA	VCNRTXPRO4000-PB	RTX 4000 Pro Blackwell

### 2.2.2 CPU Specifications

MODEL	CORES	THREADS	BASE FREQ. (GHZ)	UP TO BOOST FREQ. (GHZ) <sup>a</sup>	MAX FREQ.	DEFAULT TDP (W)	L3 CACHE (MB)	2P/1P
9965	192	384	2.25 GHz	3.7 GHz		500W	384 MB	2P/1P
9845	160	320	2.1 GHz	3.7 GHz		390W	320 MB	2P/1P
9825	128	256	2.2 GHz	3.7 GHz		390W	384 MB	2P/1P
9755	128	256	2.7 GHz	4.1 GHz		500W	512 MB	2P/1P
9745	128	256	2.4 GHz	3.7 GHz		400W	256 MB	2P/1P
9655P	96	192	2.6 GHz	4.5 GHz		400W	384 MB	1P
9655	96	192	2.6 GHz	4.5 GHz		400W	384 MB	2P/1P
9645	96	192	2.3 GHz	4.5 GHz		320W	256 MB	2P/1P
9575F	64	128	3.3 GHz	5 GHz		400W	256 MB	2P/1P
9565	72	144	3.15 GHz	4.3 GHz		400W	384 MB	2P/1P
9555P	64	128	3.2 GHz	4.4 GHz		360W	256 MB	1P
9555	64	128	3.2 GHz	4.4 GHz		360W	256 MB	2P/1P
9535	64	128	2.4 GHz	4.4 GHz		300W	256 MB	2P/1P
9475F	48	96	3.65 GHz	4.8 GHz		400W	256 MB	2P/1P
9455P	48	96	3.15 GHz	4.4 GHz		300W	256 MB	2P/1P
9455	48	96	3.15 GHz	4.4 GHz		300W	256 MB	2P/1P
9375F	32	64	3.8 GHz	4.8 GHz		320W	192 MB	2P/1P
9365	36	72	3.65 GHz	4.8 GHz		300W	192 MB	2P/1P
9355P	32	64	3.55 GHz	4.4 GHz		280W	256 MB	1P
9355	32	64	3.55 GHz	4.4 GHz		280W	256 MB	2P/1P
9335	32	64	3.55 GHz	4.4 GHz		280W	256 MB	2P/1P
9275F	24	48	4.1 GHz	4.8 GHz		210W	128 MB	2P/1P
9255	24	48	3.2 GHz	4.8 GHz		200W	256 MB	2P/1P
9175F	16	32	4.2 GHz	5 GHz		320W	512 MB	2P/1P
9135	16	32	3.65 GHz	4.3 GHz		200W	64 MB	2P/1P
9115	16	32	2.6 GHz	4.1 GHz		125W	64 MB	2P/1P
9015	8	16	3.6 GHz	4.1 GHz		125W	64 MB	2P/1P

9754	128	256	2.25	3.10	360	256	2P/1P
9754S		128					
9734	112	224	2.20	3.00	340	256	2P/1P
9654	96	192	2.40	3.70	360	384	2P/1P
9654P							1P
9634	84	168	2.25	3.70	290	384	2P/1P
9554	64	128	3.10	3.75	360	256	2P/1P
9554P							1P
9534	64	128	2.45	3.70	280	256	2P/1P
9454	48	64	2.75	3.80	290	256	2P/1P
9454P							1P
9354	32	64	3.25	3.80	280	256	2P/1P
9354P							1P
9334	32	56	2.70	3.90	210	128	2P/1P
9254	24	48	2.90	4.15	200	128	2P/1P
9224	24	48	2.50	3.70	200	64	2P/1P
9124	16	32	3.00	3.70	200	64	2P/1P
9684X	96	192	2.55	3.70	400	1152	2P/1P
9384X	32	64	3.10	3.90	320	768	2P/1P
9184X	16	32	3.55	4.20	320	768	2P/1P
9474F	48	96	3.60	4.10	360	256	2P/1P
9374F	32	64	3.85	4.30	320	256	2P/1P
9274F	24	48	4.05	4.30	320	256	2P/1P
9174F	16	32	4.10	4.40	320	256	2P/1P

### 2.2.3 DIMM Specifications

Vendor	Part number	Module	DIMM	speed	Size	Cell
Samsung	PDQRL4DCBG12	MDRR6440DBC2-3D000	RDIMM	6400	64GB	Sec
Samsung	K4RAH046VE BCCP	M321R8GA0EB2-CCPWC	RDIMM	6400	64GB	Sec
Samsung	K4RHE046VE BCCP	M321RYGA0PB2-CCPWC	RDIMM	6400	96GB	Sec
Samsung	PDQRM4DCBG12	MDRRVM4QDBC2-3D000	RDIMM	6400	96GB	Sec
Micron	4FB7DD8GDF	MTC40F2047S1RC56BB1 QLFF	RDIMM	5600	128GB	Micron
Micron	30D45D8DKS	MTC20F2085S1RC56BD1 MMCC	RDIMM	5600	32GB	Micron
Micron	51D75D8DKQ	MTC40F2046S1RC56BD2 MLCC	RDIMM	5600	64GB	Micron
Micron	4MD7DD8DKQ	MTC40F2046S1RC56BD2 QLFF	RDIMM	5600	64GB	Micron
Micron	3JB75D8DCL	MTC40F204WS1RC56BB1 MMCC	RDIMM	5600	96GB	Micron

Micron	4HB75D8FPT	MTC40F2047S1RC64BB1 QWCC	RDIMM	6400	128GB	Micron
Micron	4IB7DD8FPT	MTC40F2047S1RC64BB1 QSFF	RDIMM	6400	128GB	Micron
Micron	4HB75D8FPT	MTC40F2047S1RC64BB1 MWFF	RDIMM	6400	128GB	Micron
Micron	4ED45D8DKR	MTC20F1045S1RC64BD2 UXCC	RDIMM	6400	32GB	Micron
Micron	4GD45D8DKR	MTC40F2046S1RC64BD2 QWCC	RDIMM	6400	64GB	Micron
Micron	4GD75D8DKR	MTC40F2046S1RC64BD2 MXCC	RDIMM	6400	64GB	Micron
Micron	4FD45D8DKR	MTC40F2046S1RC64BD2 MWFF	RDIMM	6400	64GB	Micron
Micron	4UC7DD8GGR	MTC40F204WS1RC64BC1 QWCC	RDIMM	6400	96GB	Micron
Micron	4UC7DD8GGR	MTC40F204WS1RC64BC1 MXCC	RDIMM	6400	96GB	Micron
Micron	5PC75D8GGR	MTC40F204WS1RC64BC1 QSFF	RDIMM	6400	96GB	Micron
Hynix	H5CG44AHBD X018	HMCG94AHBRA480N	RDIMM	6400	64GB	Hynix

## 2.2.4 NIC Specifications

Vendor	Part number	Name	Port speed	I/O	Host I/F
Broadcom	BCM957508-P2100G	P2100G	2× 100GbE	QSFP56	PCIe 4.0 x16
Broadcom	BCM957414A4140C	P150p	1× 50GbE	SFP28	PCIe 3.0 x8
Broadcom	BCM957504-P425G	P425G	4× 25GbE	SFP28	PCIe 4.0 x16
Broadcom	BCM957414A4142CC	P225p	2× 25GbE/10GbE	SFP28	PCIe 3.0 x8
Broadcom	BCM957412A4120AC	P210P	2× 10GbE	SFP+	PCIe 3.0 x8
Broadcom	BCM957416A4160C	P210TP	2× 10GbE	RJ-45	PCIe 3.0 x8
Broadcom	BCM957508-P1200G	P1200G	1× 200GbE	QSFP56	PCIe 4.0 x16
Broadcom	BCM957608- P1400GDF00	P1400GD	1×400GbE	QSFP112- DD	PCIe 5.0 x16
Broadcom	BCM957608- P2200GQF00	P2200G	2×200GbE or 1×400GbE	QSFP112	PCIe 5.0 x16
NVIDIA	MCX75310AAS-NEAT	ConnectX-7 1×400G (OSFP)	1× 400GbE / NDR400	OSFP	PCIe 4.0/5.0 x16
NVIDIA	MCX75310AAC-NEAT	ConnectX-7 1×400G w/ Crypto	1× 400GbE / NDR400	OSFP	PCIe 4.0/5.0 x16
NVIDIA	MCX75310AAS-HEAT	ConnectX-7 1×200G	1× 200GbE / NDR200	OSFP	PCIe 4.0/5.0 x16
NVIDIA	MCX715105AS-WEAT	ConnectX-7 1×400G	1× 400GbE / NDR400	QSFP112	PCIe 4.0/5.0 x16
NVIDIA	MCX755106AS-HEAT	ConnectX-7 2×200G	2× 200GbE / NDR200	QSFP112	PCIe 4.0/5.0 x16
NVIDIA	MCX755106AC-HEAT	ConnectX-7 2×200G w/ Crypto	2× 200GbE / NDR200	QSFP112	PCIe 4.0/5.0 x16

NVIDIA	MCX713104AC-ADAT	ConnectX-7 4x25/50G Crypto	4x 25/50GbE	SFP56	PCIe 4.0 x16
NVIDIA	MCX713104AS-ADAT	ConnectX-7 4x25/50G	4x 25/50GbE	SFP56	PCIe 4.0 x16
NVIDIA	MCX614106A-CCAT	ConnectX-6 EN 2x100G	x 100GbE	QSFP56 x2	PCIe 3.0/4.0 x16
NVIDIA	MCX614105A-VCAT	ConnectX-6 EN 1x200G	x 200GbE	QSFP56	PCIe 3.0 x16
NVIDIA	MCX614106A-VCAT	ConnectX-6 EN 2x200G	x 200GbE	QSFP56 x2	PCIe 3.0 x16
NVIDIA	MCX613106A-VDAT	ConnectX-6 EN 2x200G	2x 200GbE	QSFP56 x2	PCIe 3.0/4.0 x16
NVIDIA	MCX653105A-HDAT	ConnectX-6 VPI 1x200G	HDR 200Gb/s IB / 200GbE	QSFP56	PCIe 3.0/4.0 x16
NVIDIA	MCX653106A-HDAT	ConnectX-6 VPI 2x200G	HDR 200Gb/s IB / 200GbE	QSFP56 x2	PCIe 3.0/4.0 x16
NVIDIA	MCX621202AS-ADAT	ConnectX-6 Dx 2x25G	2x 25GbE	SFP28 x2	PCIe 4.0 x8
NVIDIA	MCX621202AC-ADAT	ConnectX-6 Dx 2x25G (Crypto)	2x 25GbE	SFP28 x2	PCIe 4.0 x8
NVIDIA	MCX623106AN-CDAT	ConnectX-6 Dx 2x100G	2x 100GbE	QSFP56 x2	PCIe 4.0 x16
NVIDIA	MCX623106AC-CDAT	ConnectX-6 Dx 2x100G (Crypto)	2x 100GbE	QSFP56 x2	PCIe 4.0 x16
NVIDIA	MCX623105AN-CDAT	ConnectX-6 Dx 1x100G	1x 100GbE	QSFP56	PCIe 4.0 x16
NVIDIA	MCX623105AC-CDAT	ConnectX-6 Dx 1x100G (Crypto)	1x 100GbE	QSFP56	PCIe 4.0 x16
NVIDIA	MCX623105AN-VDAT	ConnectX-6 Dx 1x200G	1x 200GbE	QSFP56	PCIe 4.0 x16
NVIDIA	MCX623105AS-VDAT	ConnectX-6 Dx 1x200G (Secure Boot)	1x 200GbE	QSFP56	PCIe 4.0 x16
NVIDIA	MCX623105AC-VDAT	ConnectX-6 Dx 1x200G (Crypto)	1x 200GbE	QSFP56	PCIe 4.0 x16
NVIDIA	MCX631102AN-ADAT	ConnectX-6 Lx 2x25G	2x 25GbE	SFP28 x2	PCIe 4.0 x8
NVIDIA	MCX631102AC-ADAT	ConnectX-6 Lx 2x25G (Crypto + Secure Boot)	2x 25GbE	SFP28 x2	PCIe 4.0 x8
NVIDIA	MCX631102AS-ADAT	ConnectX-6 Lx 2x25G (Secure Boot)	2x 25GbE	SFP28 x2	PCIe 4.0 x8
Intel	E610-XT2	E610-XT2	2x 10GbE (multi- rate 10/5/2.5/1G)	RJ-45	PCIe 4.0 x4
Intel	E610-XT4	E610-XT4	4x 10GbE (multi- rate 10/5/2.5/1G)	RJ-45	PCIe 4.0 x8
Intel	E830-XXVDA2	E830	2x 25GbE	SFP28	PCIe 4.0 x8
Intel	E830-XXVDA4	E830	4x 25GbE	SFP28	PCIe 4.0 x16
Intel	E830-CQDA2	E830	2x 100GbE	QSFP28	PCIe 4.0 x16
Intel	E810-XXVDA2	E810	2x 25GbE	SFP28	PCIe 4.0 x8

## 2.2.5 TPM

Type	Interface	Pin	IC	Model
TPM SPI	SPI	13 Pins	SLB9672VU20	TPM-SPI/INFINEON
TPM SPI	SPI	13 Pins	SLB9670VQ2.0	TPM-SPI/INFINEON